



SOLID HPL for interior design

HPL for interior design

Made in Italy

**Arpa Industriale S.p.A.**  
Via Piumati, 91  
12042 Bra (CN) - Italy  
Tel. +39 0172 436111  
Fax +39 0172 431151  
E-mail: arpa@arpaindustriale.com  
export@arpaindustriale.com

**Arpa France S.A.R.L.**  
50, Impasse de la Balme  
69805 Saint Priest - CEDEX - France  
Tel. +33 (0)4 78 90 00 23  
Fax +33 (0)4 78 90 64 66  
E-mail: arpafrance@arpaindustriale.com

**Arpa Germany**  
E-mail: arpadeutschland@arpaindustriale.com

**Arpa Industriale Iberica S.L.U.**  
Calle Ribera, 5  
08003 Barcelona - Spain  
Tel. +34 932 687 061  
Fax +34 931 163 300  
E-mail: arpaiberica@arpaindustriale.com

**Arpa Nederland B.V.**  
Nieuw Matheneserstraat 69  
3113 AE Schiedam - The Netherlands  
Tel. +31 (0)10 2857315  
Fax +31 (0)10 2857331  
E-mail: arpanl@arpaindustriale.com

**Arpa UK Ltd**  
Unit 32, Brookhouse Road,  
Parkhouse Industrial Estate West,  
Newcastle-under-Lyme,  
Staffordshire ST5 7RU - Great Britain  
Tel. +44 (0)1782 561914  
Fax +44 (0)1782 561846  
arpauk@arpaindustriale.com

**Arpa USA**  
62, Greene Street  
New York, NY 10012 - USA  
Tel. +1 212-963-4097 / 877-277-2669  
Fax +1 877-538-5607  
E-mail: arpausa@arpaindustriale.com

**Filiale di Lissone**  
Via B. Cellini, 29  
20035 Lissone (MB) - Italy  
Tel. +39 039 795525  
Fax +39 039 2782484  
E-mail: lissone@arpaindustriale.com

**Filiale di Padova**  
Via Cesare Battisti, 13  
35010 Limena (PD) - Italy  
Tel. +39 049 8848105  
Fax +39 049 8848004  
E-mail: padova@arpaindustriale.com

**Filiale di Pesaro**  
Via dell'Industria, 8/10  
Loc. Chiusa di Ginestreto  
61100 Pesaro (PU) - Italy  
Tel. +39 0721 482295/482012  
Fax +39 0721 482292  
E-mail: pesaro@arpaindustriale.com

arpaindustriale.com

FOLLOW US

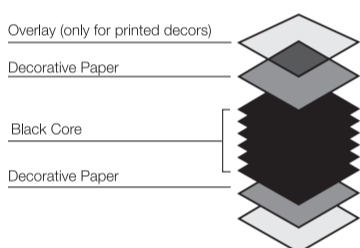


HPL PROPERTIES | ATHLON. SEGMENTS APPLICATIONS

The most important quality characteristics of decorative high pressure laminates according to EN 438

- Excellent moisture resistance
- High impact resistance
- Scratch and wear-resistant
- Light fastness
- Ease of maintenance and cleaning
- Hygienic
- Self supporting
- Suitable for contact with food

≈70% Paper ≈30% Thermosetting Resins



**Retail and Contract (restaurants, hospitality, public indoor areas, sports centres, SPAs, airports)**  
Tables, counter tops, doors, cubicles, lockers, cabinets.

**Kitchen**  
Worktops, tables, doors, shelves, cabinets, trolleys.

**Offices**  
Tables and horizontal surfaces, wall lining, cubicles, lockers, cabinets.

**Healthcare**  
Wall lining and horizontal surfaces, cubicles, lockers, cabinets, trolleys.

**Transportation**  
Wall lining, tables, counters, trolleys.

**Bathrooms**  
Worktops, shelves, cabinets.

**Design Furniture**



RAL, NCS & Pantone references are the nearest equivalent and should be verified visually.



COLORSINTESI

Code	Name	Finish	Sheet size (mm)	Sheet size (ft/in*)	Thickness (mm)	RAL Cl.	Pantone	NCS
0001	Bianco	Erre	4300x1850	14'11"x 6'7"	8 - 10 - 12,7	9016	-	S 0500-N
0211	Grigio Perla	Erre	4300x1850	14'11"x 6'7"	8 - 10 - 12,7	7038	428U	S 2502-B
0218	Beige	Erre	4300x1850	14'11"x 6'7"	8 - 10 - 12,7	1015	468U	S 1010-Y30R
0249	Bianco Decò	Erre	4300x1850	14'11"x 6'7"	8 - 10 - 12,7	-	-	S 052-R50B
0509	Nero	Erre	4300x1850	14'11"x 6'7"	8 - 10 - 12,7	9004	Black C	S 9000-N
0527	Grigio Argento	Erre	4300x1850	14'11"x 6'7"	8 - 10 - 12,7	7047	427U	S 1500-N
0561	Rosso Devil	Erre	4300x1850	14'11"x 6'7"	8 - 10 - 12,7	3020	186C	S 1080-Y90R
0564	Giallo Mais	Erre	4300x1850	14'11"x 6'7"	8 - 10 - 12,7	1003	123C	S 1070-Y20R
0569	Blu Valencia	Erre	4300x1850	14'11"x 6'7"	8 - 10 - 12,7	-	2995C	S 1050-B
0605	Glicine	Erre	4300x1850	14'11"x 6'7"	8 - 10 - 12,7	-	529U	S 2040-R50B
0619	Blu Artico	Erre	4300x1850	14'11"x 6'7"	8 - 10 - 12,7	-	2718C	S 2060-R70B
0623	Grigio Ferro	Erre	4300x1850	14'11"x 6'7"	8 - 10 - 12,7	-	432U	S 7500-N
0641	Crocus	Erre	4300x1850	14'11"x 6'7"	8 - 10 - 12,7	-	277U	S 1020-R80B
0647	Giallo Bisanzio	Erre	4300x1850	14'11"x 6'7"	8 - 10 - 12,7	1018	129C	S 0580-Y
0660	Verde Acido	Erre	4300x1850	14'11"x 6'7"	8 - 10 - 12,7	-	375C	S 1080-Y30R
0670	Giallo Altamira	Erre	4300x1850	14'11"x 6'7"	8 - 10 - 12,7	1018	107C	S 0570-Y
0682	Arancio	Erre	4300x1850	14'11"x 6'7"	8 - 10 - 12,7	-	1375C	S 0570-Y50R
0711	Blu Baia	Erre	4300x1850	14'11"x 6'7"	8 - 10 - 12,7	5017	-	S 3560-R90B

WOODS

Code	Name	Finish	Sheet size (mm)	Sheet size (ft/in*)	Thickness (mm)
4325	Noce Coloniale	Erre	4300x1850	14'11"x 6'7"	8 - 10 - 12,7
4456	Rovere Zadar	Erre	4300x1850	14'11"x 6'7"	8 - 10 - 12,7
4519	Rovere Asturgo	Erre	4300x1850	14'11"x 6'7"	8 - 10 - 12,7

MATERIC EXPRESSIONS

Code	Name	Finish	Sheet size (mm)	Sheet size (ft/in*)	Thickness (mm)
3192	Copperfield Grigio	Erre	4300x1850	14'11"x 6'7"	8 - 10 - 12,7
3283	Abstract Alluminio	Erre	4300x1850	14'11"x 6'7"	8 - 10 - 12,7
9131	Spot Lavanda	Erre	4300x1850	14'11"x 6'7"	8 - 10 - 12,7
9133	Spot Turchese Pastello	Erre	4300x1850	14'11"x 6'7"	8 - 10 - 12,7
9137	Spot Bianco	Erre	4300x1850	14'11"x 6'7"	8 - 10 - 12,7



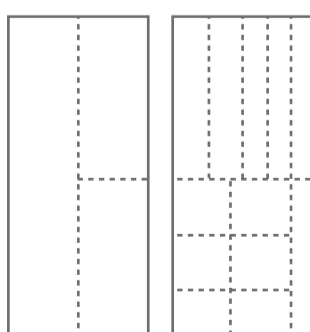
COLORSINTESI

Code	Name	Finish	Sheet size (mm)	Sheet size (ft/in*)	Thickness (mm)	RAL Cl.	Pantone	NCS
0001	Bianco	Erre/Luna/Merle	3050x1300	10'x 4'3"	6 - 8 - 10	9016	-	S 0500-N
0211	Grigio Perla	Erre/Luna	3050x1300	10'x 4'3"	6 - 8 - 10	7038	428U	S 2502-B
0218	Beige	Erre/Luna	3050x1300	10'x 4'3"	6 - 8 - 10	1015	468U	S 1010-Y30R
0249	Grigio Siliceo	Erre/Luna	3050x1300	10'x 4'3"	6 - 8 - 10	-	406U	S 2005-Y50R
0256	Giallo Pastello	Erre/Luna	3050x1300	10'x 4'3"	6 - 8 - 10	-	-	S 052-R50B
0509	Nero	Erre/Luna/Merle	3050x1300	10'x 4'3"	6 - 8 - 10	9004	Black C	S 0520-Y20R
0527	Grigio Argento	Erre/Luna	3050x1300	10'x 4'3"	6 - 8 - 10	7047	427U	S 9000-N
0561	Cioccolato	Erre/Luna	3050x1300	10'x 4'3"	6 - 8 - 10	-	439C	S 1500-N
0564	Rosso Devil	Erre/Luna	3050x1300	10'x 4'3"	6 - 8 - 10	3020	186C	S 8010-Y30R
0564	Giallo Mais	Erre/Luna	3050x1300	10'x 4'3"	6 - 8 - 10	1003	123C	S 1080-Y90R
0566	Blu Caraibi	Erre/Luna	3050x1300	10'x 4'3"	6 - 8 - 10	-	293C	S 1070-Y20R
0571	Rosso Oriente	Erre/Luna	3050x1300	10'x 4'3"	6 - 8 - 10	3003	195C	S 3060-R90B
0576	Bruno Gazzella	Erre/Luna	3050x1300	10'x 4'3"	6 - 8 - 10	-	-	S 2570-R
0593	Blu Faenza	Erre/Luna	3050x1300	10'x 4'3"	6 - 8 - 10	5010	287U	S 5010-Y50R
0594	Fucsia	Erre/Luna	3050x1300	10'x 4'3"	6 - 8 - 10	4006	247U	S 4050-R80B
0605	Glicine	Erre/Luna	3050x1300	10'x 4'3"	6 - 8 - 10	-	529U	S 2060-R30B
0619	Blu Artico	Erre/Luna	3050x1300	10'x 4'3"	6 - 8 - 10	-	2718C	S 2040-R50B
0623	Grigio Ferro	Erre/Luna	3050x1300	10'x 4'3"	6 - 8 - 10	-	432U	S 2060-R70B
0636	Verde Barbados	Erre/Luna	3050x1300	10'x 4'3"	6 - 8 - 10	6028	5535C	S 7500-N
0644	Turchese Pastello	Erre/Luna	3050x1300	10'x 4'3"	6 - 8 - 10	6034	5493U	S 7020-G
0660	Verde Acido	Erre/Luna	3050x1300	10'x 4'3"	6 - 8 - 10	-	375C	S 2020-B50G
0661	Giallo Galio	Erre/Luna	3050x1300	10'x 4'3"	6 - 8 - 10	1016	379C	S 0570-G30Y
0670	Giallo Altamira	Erre/Luna	3050x1300	10'x 4'3"	6 - 8 - 10	1018	107C	S 0550-80Y
0675	Blu Greco	Erre/Luna	3050x1300	10'x 4'3"	6 - 8 - 10	-	284U	S 2030-R80B
0682	Arancio	Erre/Luna	3050x1300	10'x 4'3"	6 - 8 - 10	-	1375C	S 0570-Y50R
0690	Pistacchio	Erre/Luna	3050x1300	10'x 4'3"	6 - 8 - 10	-	-	-
0709	Melanzana	Erre/Luna	3050x1300	10'x 4'3"	6 - 8 - 10	4007	5115C	S 7020-R20B

COLOUR EVOLUTION

Code	Name	Finish	Sheet size (mm)	Sheet size (ft/in*)	Thickness (mm)
9230	Linea 0041	Merle	3050x1300	10'x 4'3"	6 - 8 - 10
9231	Linea 0249	Merle	3050x1300	10'x 4'3"	6 - 8 - 10
9243	Linea 0211	Merle	3050x1300	10'x 4'3"	6 - 8 - 10
9233	Linea 0509	Merle	3050x1300	10'x 4'3"	6 - 8 - 10
9140	Galaxy 0001	Opaca	3050x1300	10'x 4'3"	6 - 8 - 10
9141	Galaxy 0249	Opaca	3050x1300	10'x 4'3"	6 - 8 - 10
9143	Galaxy 0201	Opaca	3050x1300	10'x 4'3"	6 - 8 - 10
9144	Galaxy 0509	Opaca	3050x1300	10'x 4'3"	6 - 8 - 10

Large format sheets allow greater yield with minimum material waste.



WOODS

Code	Name	Finish	Sheet size (mm)	Sheet size (ft/in*)	Thickness (mm)
4511	Rovere Fumo	Merle	3050x1300	10'x 4'3"	6 - 8 - 10
4517	Rovere Carbone	Merle	3050x1300	10'x 4'3"	6 - 8 - 10
4526	Rovere Visone	Merle	3050x1300	10'x 4'3"	6 - 8 - 10
4529	Olmo Naturale	Merle	3050x1300	10'x 4'3"	6 - 8 - 10
4533	Segato Tinto	Merle	3050x1300	10'x 4'3"	6 - 8 - 10
4536	Wenge Gold	Merle	3050x1300	10'x 4'3"	6 - 8 - 10

MATERIC EXPRESSIONS

Code	Name	Finish	Sheet size (mm)	Sheet size (ft/in*)	Thickness (mm)
3192	Copperfield Grigio	Erre	3050x1300	10'x 4'3"	6 - 8 - 10
3283	Abstract Alluminio	Erre	3050x1300	10'x 4'3"	6 - 8 - 10
3325	Porfido Marrone	Luna	3050x1300	10'x 4'3"	6 - 8 - 10
3326	Porfido Grigio	Luna	3050x1300	10'x 4'3"	6 - 8 - 10
3329	Porfido Nero	Luna	3050x1300	10'x 4'3"	6 - 8 - 10
3369	Cassaforme	Luna	3050x1300	10'x 4'3"	6 - 8 - 10
3355	Luserna Bianco	Luna	3050x1300	10'x 4'3"	6 - 8 - 10
3319	Canovaccio Antracite	Merle	3050x1300	10'x 4'3"	6 - 8 - 10
3320	Canovaccio BN	Merle	3050x1300	10'x 4'3"	6 - 8 - 10

# A SELECTION OF SOLID HPL DECORS FOR INTERIORS

**Athlon: solid panels in 2 sizes, 4 thicknesses, 4 finishes.**  
**A "made in Italy" product designed to inspire creativity.**

Athlon is a compact decorative high-pressure laminate. Its robust double sided decorative panels meet the most demanding specifications for interior applications. Athlon panels are available in 2 sizes (4300mm x 1850mm and 3050mm x 1300mm) and in 4 thicknesses (6mm, 8mm, 10mm and 12.7mm) in a wide range of classic, contemporary and trendsetting colors and finishes. The Athlon selection, available through a fast delivery program, is suitable for retail, contract and interior applications.

**Athlon: pannelli HPL in forte spessore disponibili in 2 misure, 4 spessori, 4 finiture.**  
**Un prodotto "made in Italy" progettato per ispirare la creatività.**

Athlon è un laminato spesso ad alta pressione i cui pannelli con decorativi sui due lati sono ideati per le molteplici applicazioni dell'interior design. I pannelli Athlon sono disponibili in 2 misure (4300mm x 1850mm e 3050mm x 1300mm) e in 4 spessori (6mm, 8mm, 10mm e 12,7mm), in un'ampia gamma di colori e finiture, dal classico al contemporaneo. La selezione di decorativi Athlon è adatta per il retail, il contract, l'interior design e ha un servizio di consegna rapido.

## ATHLON. CHARACTERISTICS

### Low maintenance

Robust, stable and durable, Athlon panels require no additional surface protection. The closed surfaces of HPL eliminate dirt accumulation and make panels easy to clean.

### Fire behaviour

Two classes of Athlon are available: Standard grade (Euroclass C) with enhanced Fire Retardant (FR) grade (Euroclass B) available on request.

### High versatility

The panels can be easily combined with other building materials for unique effects.

### High Value Service

A fast delivery program ensures the availability of products in 4 weeks\* from order.  
*\*For Europe only*

### Bassa manutenzione

I pannelli compatti Athlon sono stabili e resistenti e non richiedono coperture protettive aggiuntive. La superficie chiusa del laminato HPL elimina l'accumulo della polvere e facilita la pulizia dei pannelli.

### Reazione al fuoco

Athlon è disponibile in due classi: standard (Euroclass C) e classe (Euroclass B) Fire Retardant (FR), su richiesta.

### Versatilità

I pannelli possono essere facilmente usati in combinazione con altri materiali per ottenere effetti esclusivi.

### Servizio ad alto valore aggiunto

Un programma di consegna rapida assicura la disponibilità dei prodotti in 4 settimane\* dall'ordine. *\*Solo in Europa*



## COLORSINTESI

CGS (Standard) | 8 mm, 10 mm, 12.7 mm | Black core | 4300x1850 mm




## WOODS

CGS (Standard) | 8 mm, 10 mm, 12.7 mm | Black core | 4300x1850 mm




## MATERIC EXPRESSIONS

CGS (Standard) | 8 mm, 10 mm, 12.7 mm | Black core | 4300x1850 mm



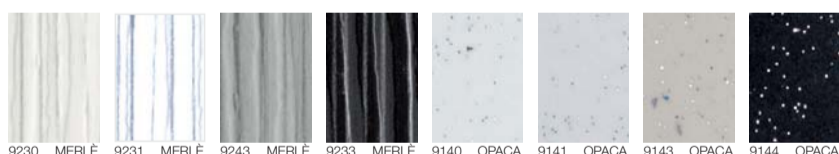
## COLORSINTESI

CGS (Standard) | 6 mm, 8 mm, 10 mm | Black core | 3050x1300 mm




## COLOUR EVOLUTION

CGS (Standard) | 6 mm, 8 mm, 10 mm | Black core | 3050x1300 mm




## WOODS

CGS (Standard) | 6 mm, 8 mm, 10 mm | Black core | 3050x1300 mm




## MATERIC EXPRESSIONS

CGS (Standard) | 6 mm, 8 mm, 10 mm | Black core | 3050x1300 mm



## FINISHES

For available formats and colour families check the chart on the back side.



## ARPA. HPL FOR INTERIOR DESIGN

**Over 50 years of research and technology.**

Since 1954 Arpa Industriale has been designing and manufacturing panels with high quality HPL technology for the most diverse applications: from architecture to interior design, from healthcare to shipyards, from transport to hospitality, from retail to kitchens. It offers a vast range of choices of products, extremely varied in both structure and appearance. Arpa HPL are produced at the 150,000 sqm plant in Bra, Piedmont, with all the experience and original creativity that the "made in Italy" label stands for. The over 50 years of investment in research & technology and staff training have enabled Arpa to gain a leading position on the international markets and a reputation for great reliability: it is an industrial firm that stands out for the expertise of staff, the quality and variety of what it offers, its manufacturing flexibility and its range of services.

**Oltre 50 anni di ricerca e tecnologia.**

Dal 1954, Arpa progetta e produce pannelli con tecnologia HPL di alta qualità per le più svariate destinazioni d'uso: dall'architettura al design d'interni, dall'health care alla cantieristica navale, dal trasporto all'hospitality, dal retail al kitchen. Una vastissima gamma di prodotti estremamente diversificati sia per struttura che per estetica. I laminati decorativi ad alta pressione Arpa sono prodotti nel 150.000 m² dello stabilimento di Bra, Piemonte, e sono espressione di una vivace e originale creatività "made in Italy". Gli oltre 50 anni di investimenti in ricerca, tecnologia avanzata e formazione del personale hanno permesso all'azienda di conquistare sui mercati internazionali una posizione di primaria importanza e una reputazione di grande affidabilità; un'industria che si distingue per competenza del personale, eccellenza e varietà dell'offerta, flessibilità produttiva e rapidità del servizio.